

Girl from Ipanema

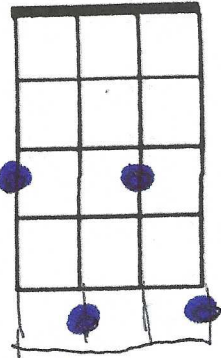
A

Handwritten guitar chord diagrams for the song "Girl from Ipanema". The diagrams are arranged in a grid and include the following chords and fingerings:

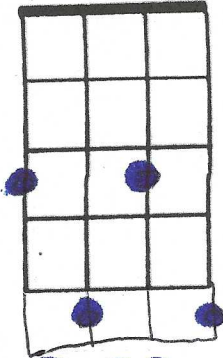
- Fmaj7**: Fret 5, strings 1, 2, 3, 4.
- Fmaj7**: Fret 5, strings 1, 2, 3, 4.
- G7**: Fret 5, strings 1, 2, 3, 4, 6.
- G7**: Fret 5, strings 1, 2, 3, 4, 6.
- Gm7**: Fret 2, strings 1, 2, 3, 4, 6.
- Gb7**: Fret 2, strings 1, 2, 3, 4, 6.
- 1. Fmaj7**: Fret 1, strings 1, 2, 3, 4.
- Gb7**: Fret 2, strings 1, 2, 3, 4, 6.
- 2. Fmaj7**: Fret 2, strings 1, 2, 3, 4.
- Fmaj7**: Fret 2, strings 1, 2, 3, 4.
- B Gbmaj7**: Fret 6, strings 1, 2, 3, 4, 6; Fret 8, string 5.
- B7**: Fret 2, strings 1, 2, 3, 4, 6.
- F#m7**: Fret 2, strings 1, 2, 3, 4, 6.
- F#m7**: Fret 2, strings 1, 2, 3, 4, 6.
- D7**: Fret 2, strings 1, 2, 3, 4, 6.
- D7**: Fret 2, strings 1, 2, 3, 4, 6.

Girl from Ipanema


Gm7



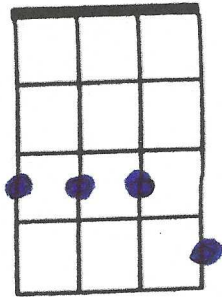
Gm7




Eb7




Eb7



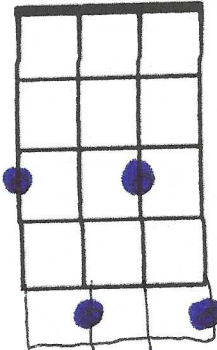
Am7




D7b9



Gm7

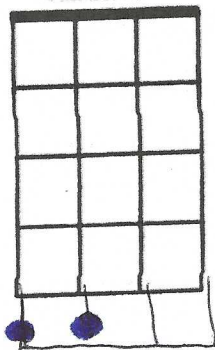


C7b9




A

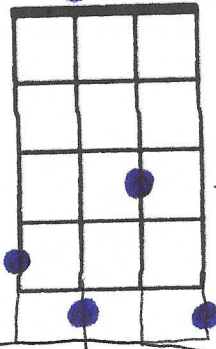
F#7



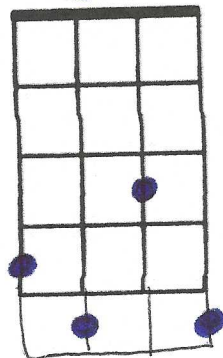
F#7




G7




G7




Gm7




Gb7



F#7



F#7



repeat & fade